


# CERTIFICATE OF ANALYSIS No.: 2023-12039

## CLIENT

Qanoid B.V, Keizersgracht 62  
1015 CT Amsterdam, Netherlands

## SAMPLE \*

Premium CBD Drops 1000mg



















Sample condition: SUITABLE  
Sample ID: 2322008  
Sample type: Viscous liquid  
Batch No.: \* DR10023138A

Work order: 2023-107484  
Analysis ID: 2023\_152  
Method ID: PHL\_RPC\_16C  
Method SOP: MET-LAB-001-08

Sample received: 29/05/2023  
Start of analysis: 29/05/2023  
End of analysis: 30/05/2023  
Analyst: Valentina Malin

\* Information provided by the client.

CANNABINOID PROFILE		Concentration [% w/w]	Expanded uncertainty [% w/w]	Graphic presentation of relative cannabinoid concentration
<b>CBDV</b>	- Cannabidivarin	0.075	0.017	
<b>CBDA</b>	- Cannabidiolic acid	0.044	0.010	
<b>CBGA</b>	- Cannabigerolic acid	< LOQ	n/a	
<b>CBG</b>	- Cannabigerol	0.88	0.11	
<b>CBD</b>	- Cannabidiol	10.13	0.51	
<b>THCV</b>	- Tetrahydrocannavarin	< LOQ	n/a	
<b>CBN</b>	- Cannabinol	0.114	0.019	
<b>Δ<sup>9</sup>-THC</b>	- Δ-9-Tetrahydrocannabinol	< LOQ	n/a	
<b>Δ<sup>8</sup>-THC</b>	- Δ-8-Tetrahydrocannabinol	< LOQ	n/a	
<b>CBL</b>	- Cannabicyclol	< LOQ	n/a	
<b>CBC</b>	- Cannabichromene	0.113	0.019	
<b>Δ<sup>9</sup>-THCA</b>	- Δ-9-Tetrahydrocannabinolic acid	< LOQ	n/a	
<b>CBV</b>	- Cannabivarin	< LOQ	n/a	
<b>CBCA</b>	- Cannabichromenic acid	< LOQ	n/a	
<b>CBT</b>	- Cannabicitran	0.109	0.019	
<b>CBE</b>	- Cannabielsoin	0.145 #	0.033	

Units and abbreviations: % w/w = weight percent, < LOQ = below the limit of quantitation (0.03 % w/w), ND = not detected, n/a = not available.

The results given herein apply only to the sample as received and tested. **Expanded Uncertainty** was calculated using coverage factor  $k = 2$ , corresponding to a double standard uncertainty and characterizes the interval value in which it is possible to expect the real value with a probability of 95%. This is stated according to the ISO/IEC Guide 98-3.

Total or partial reproduction of this document is not allowed without the permit from PharmaHemp d.o.o. The document does not substitute any other legal document.

Date issued:

30/05/2023

Approved by:



mag. Janja Ahej  
Analytical Laboratory Manager

Authorized by:



dr. Boštjan Jančar  
Chief Technology Officer

End of Certificate